





Assembly Instructions:

- Print all pages 2-17 on card stock paper and laminate
- The gray  indicates the spot to add **SOFT Velcro**
- Add **HARD Velcro** to the individual pieces from pages 16-17 these will be used to interact with the book.
- Laminate an additional blank piece of card stock to add a fold out page to be attached to the last page of the book. Add **SOFT Velcro** to make at least 2 *columns on the page to 'house' the removable pieces.*
- * *note: when adding fold out flaps to individual pages it is better to do this step before binding the whole book.*
- Once all the pages are assembled then bind the book. Use a binding machine and comb if available or use a 3 hole punch and add to a 3 ring binder.


All About Pumpkins



A pumpkin is a large round
orange fruit.



Some pumpkins can be white.



Pumpkins grow on a vine along
the ground.



The pumpkin plant is a green bushy vine with large, prickly leaves and yellow flowers.




Farmers grow pumpkins on a farm.



Pumpkins are ready to pick
in the fall.



Pumpkins can be different sizes and shapes.





Some pumpkins are



GIGANTIC!


Pumpkins can be used in cooking to make delicious desserts.



Roasted pumpkin seeds
are a great snack.



Pumpkins are also used to carve jack o' lanterns for Halloween.





What is your favorite thing to do
with a pumpkin?



