


Learning About The Dime



Assembly Instructions:

- Print all pages on card stock paper and laminate
 - The gray  indicates the spot to add **SOFT Velcro**
 - Add **HARD Velcro** to the individual pieces from pages 9-10 these will be used to interact with the book.
 - Laminate 2 additional blank pieces of card stock. Once laminated cut them in half lengthwise to add a fold out flap to be attached to pages 4-7 of the book. Add **SOFT Velcro** to make at least 1 column on the flap to 'house' the removable pieces for that page.
- * note: when adding fold out flaps to individual pages it is better to do this step before binding the whole book.*
- Once all the pages are assembled then bind the book. Use a binding machine and comb if available or use a 3 hole punch and add to a 3 ring binder.

US Coins

Learning About The Dime



Dime



Franklin Delano Roosevelt, the 32nd President of the United States of America is on the front of the dime.



A torch, an olive branch and an oak branch are on the back of the dime.

A dime is worth 10 cent and can be written like this

10¢

10 cent

.10

A dime is worth 10 cents.

front



back




10 cents

10¢




How much is
a dime ?




Match the pictures to show how much a dime is worth?


10¢




10 cent








.10








Which coin is worth 10¢ ?



Match the **amounts** to tell how much each group of dimes is worth?




Match the **item** to tell how many dimes are needed to buy it.




Match the pictures from the word bank to answer the questions.




A  is worth how much?




Which coin is worth 10¢ ?




How many dimes will you need to purchase this apple?



You have 4 dimes.
Which item can you buy?



How much money do you have?



60¢



40¢

10¢

40¢



30¢



10¢



60¢



20¢



40¢

20¢

30¢

10¢

60¢

front



10¢

10¢

back



10cent

.10

dime



10 cents

10¢