

SPRING Bingo

Assembly Instructions:

- Print all pages on card stock paper.
- Cut out the calling cards. Store the game in a zip lock gallon bag.

**Idea* you can print page 12-13 twice to create a memory/matching game.*

SPRING



Bingo

caterpillar



flowers



Robin



plant



FREE



SPACE

cocoon



windy



rain




rainbow



SPRING

Bingo

worm



watering can



garden



nest

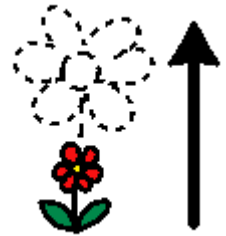


FREE



SPACE

grow



butterfly



seeds



kite



SPRING

Bingo

rain coat



birdhouse



ladybug



bird



FREE



SPACE

tulip



bunny



Easter



spring



SPRING



Bingo

flowers



Robin



windy



plant



FREE



SPACE

cocoon




rain



rainbow



worm



SPRING


Bingo



watering can



garden



nest



grow




FREE



SPACE

butterfly



kite



seeds



raincoat



SPRING

Bingo

birdhouse



ladybug



bird



tulip



FREE



SPACE

bunny



Easter



spring




caterpillar



SPRING

Bingo

worm




rainbow



watering can



cocoon



FREE



SPACE

rain



Robin



windy



plant




SPRING

Bingo



garden



bunny



ladybug



nest



FREE



SPACE

Easter



spring



bird




raincoat



SPRING

Bingo

butterfly



watering can



seeds



raincoat



FREE



SPACE

caterpillar



grow



birdhouse



kite



SPRING



Bingo

Easter



spring



rain



tulip



FREE



SPACE

flowers




windy




rainbow



grow



caterpillar



flowers



robin




windy



plant



cocoon



rain



rainbow



worm



watering can



garden




nest



grow



butterfly



kite



seeds



raincoat



birdhouse



ladybug



bird



tulip



bunny



Easter



spring

