

Match The Price



Assembly Instructions:

- Print all pages on card stock paper and laminate
 - The gray ● indicates the spot to add **SOFT Velcro**
 - Add **HARD Velcro** to the individual pieces from pages 6-7 these will be used to interact with the book.
 - Laminate 2 additional blank pieces of card stock. Once laminated cut them in half lengthwise to add a fold out page to be attached to pages 3-5 of the book. Add **SOFT Velcro** to make at least 1 column on the flap to 'house' the removable pieces for that page.
- * note: when adding fold out flaps to individual pages it is better to do this step before binding the whole book.*
- Once all the pages are assembled then bind the book. Use a binding machine and comb if available or use a 3 hole punch and add to a 3 ring binder.


Match The Price



umbrella




\$ 15.00



gloves




\$ 5.00



shoes




\$ 12.00



sunglasses




\$ 8.00



lamp




\$ 18.00



trash can




\$ 35.00



shampoo




\$ 2.00



mirror




\$ 20.00



basketball




\$ 23.00



toothpaste




\$ 3.00



DVD player




\$ 48.00



watch



\$ 9.00



\$ 23.00

\$ 18.00

\$ 3.00

\$ 15.00

\$ 48.00

\$ 5.00

\$ 9.00

\$ 12.00

\$ 20.00

\$ 8.00

\$ 2.00

\$ 35.00

Twenty-Three
Dollars

Eighteen Dollars

Three Dollars

Fifteen Dollars

Forty-Eight
Dollars

Five Dollars

Nine Dollars

Twelve Dollars

Twenty Dollars

Eight Dollars

Two Dollars

Thirty-Five
Dollars