



Lunch Bingo

Assembly Instructions:

- Print all pages on card stock paper.
- Cut out the calling cards. Store the game in a zip lock gallon bag.

**Idea* you can print page 12-13 twice to create a memory/matching game.*




Lunch Bingo

Hamburger



Ham



Grilled Cheese



Eggs



FREE SPACE



Fish Sandwich



Chicken Sandwich



American Cheese




Mustard





Lunch Bingo

Bread



Bacon



grape jam



Tomato



FREE SPACE



Bologna



Pickles



Milk



Tuna Fish





Lunch Bingo

Swiss Cheese



Lettuce



Fruit



Peanut Butter



FREE SPACE



Mayonnaise



Hotdog



Onion




Sub Sandwich





Lunch Bingo

Ham



Grilled Cheese



Fruit



Fish Sandwich



FREE SPACE



Tuna Fish



American Cheese



Bacon




Lettuce






Lunch Bingo

Pickles



Tomato



Milk



grape jam



FREE SPACE



Swiss Cheese




Mustard



Sub Sandwich



Bread





Lunch Bingo

Peanut Butter



Mayonnaise



Hotdog



Eggs



FREE SPACE



Onion



American Cheese



Fish Sandwich



Chicken Sandwich





Lunch Bingo

Bologna



Fruit



Mayonnaise



Tomato



FREE SPACE



Ham



Swiss Cheese



Milk



Hamburger





Lunch Bingo

Sub Sandwich



Hotdog



Fish Sandwich



grape jam



FREE SPACE



Grilled Cheese



Hamburger



Mustard



Chicken Sandwich





Lunch Bingo


American Cheese



Eggs



Bread



Bacon



FREE SPACE




Mustard



Lettuce



Ham



Bologna





Lunch Bingo

Fruit



Lettuce



Onion



Bacon



FREE SPACE



Tomato



Pickles



Swiss Cheese




American Cheese



Hamburger



Ham



Grilled Cheese



Mustard



Fish Sandwich



Eggs



Chicken Sandwich



American Cheese




Bacon



Bologna



Bread



grape jam



Milk



Tuna Fish



Tomato



Swiss Cheese



Pickles



Peanut Butter



Onion



Mayonnaise



Lettuce



Sub Sandwich



Hotdog



Fruit

