


Let's Eat Pizza



Assembly Instructions:


- Print all pages on card stock paper and laminate
- The gray  indicates the spot to add **SOFT Velcro**
- Add **HARD Velcro** to the individual pieces from pages 10-11 these will be used to interact with the book.
- * *note: when adding fold out flaps to individual pages it is better to do this step before binding the whole book.*
- Once all the pages are assembled then bind the book. Use a binding machine and comb if available or use a 3 hole punch and add to a 3 ring binder.

A workbook about simple fractions


Let's Eat Pizza!




Stephanie, Rebecca, Julia
and Alyssa share a pizza.




Stephanie



Alyssa




Julia




Rebecca

The pizza is cut into 4 equal parts.
They each eat 1 part.




Stephanie




Alyssa

Place cut pizza here
with 4 pieces




Julia




Rebecca

How much pizza is left? _____


Conner, Austin, and Jason
share a pizza.



Conner




Austin




Jason

The pizza is cut into 3 equal parts.
They each eat 1 part.




Conner



Austin


Place cut pizza here
with 3 pieces




Jason

How much pizza is left? _____

Alexander and Chris share a pizza.




Chris




Alexander



The pizza is cut into 2 equal parts.
They each eat 1 part.




Chris





Alexander

Place cut pizza here
with 2 pieces



How much pizza is left? _____




Stephanie, Rebecca, Julia and Alyssa shared a pizza cut into 4 equal parts. Which is there pizza?




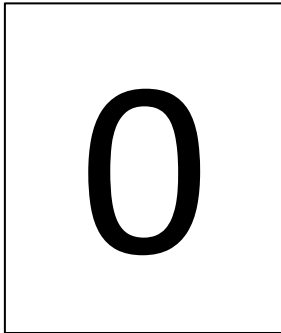

Conner, Austin, and Jason shared a pizza cut into 3 equal parts. Which is there pizza?



Alexander and Chris shared a pizza cut into 2 equal parts. Which is there pizza?



Removable pieces for pages 4,6,8 be sure to cut the pizzas after laminating.



After laminating cut this page in have lengthwise.
Attach to the side of page 9 to house the answers. →

