

Use the picture symbols on these 2 pages to help your child understand the sequence of events taking place. Sometimes visual supports makes the trip in the community a little smoother.



Idea 🖱️ Cut out cards, laminate, & put Velcro on the back.

Get a plastic/cardboard shoe box container. Add soft side Velcro

on top of the lid. Place the cards of where you will be going for the day on the top of the lid. When you have finished a stop have the child remove the picture symbol from the lid & place it in the box. (You will have to model what is expected in the beginning) children like to be a part of what is going on in the daily schedule. This also helps to promote communication and possibly decrease some anxieties. You can ask questions like, “Where are we going next?”

Burger King



bakery



McDonald's



Pizza Hut



clothing store



grocery store



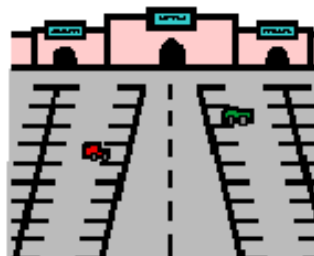
Kmart



shoe store



mall



toy store



airport



bank



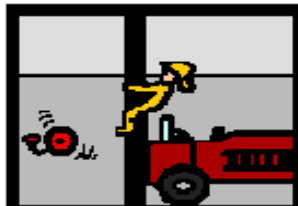
beach



farm



fire station



gas station



hair cutters



hospital



laundromat



library




movies



park



playground



post office



zoo

